

# AUSTRALIAN NATIONAL KENNEL COUNCIL



## Extended Breed Standard of the **WHITE SWISS SHEPHERD DOG**

(Berger Blanc Suisse)

Produced by

The Australian National Kennel Council

FCI Standard No: 347 adopted 18/12/2002  
Standard adopted by the ANKC 2008  
Breed Standard Extension adopted by ANKC 2008  
Copyright Australian National Kennel Council 2008  
Country of Origin — Switzerland

Extended Standards are compiled purely for the purpose of training Australian judges and students of the breed.

In order to comply with copyright requirements of authors, artists and photographers of material used the contents must not be copied for commercial use or any other purpose. Under no circumstances may the Standard or Extended Standard be placed on the Internet without written permission of the ANKC.

## **HISTORY**

Already the Rome man of letters and chronicler Marcus Terentius Varro (100 B.C.) described in his chronicles the advantage of white shepherds that are, thanks to their colour, easily recognizable from wild animals. Later even old Roman farmer and writer Columella (around 40 A.D.) required the shepherds to be white because they were more visible to shepherds at dusk so they could not confuse dogs and wolves.

The first recognised and exhibited white colour German Shepherd "Greif" was in 1882, exhibited at the Hanover Exhibition. He raised a lot of interest and took part in more exhibitions. He appeared in Hanover again in 1887. At Hamburg Exhibition in 1888 a white female was exhibited and one year later another white dog was exhibited in Kesel. All three white shepherds exhibited had the same owner - the Baron von Knigge. He purchased Greif from a Frankfurt breeder, Friedrich Sparwasser, he mated Greif with a female Lotta. Both had pricked ears, which was a very uncommon feature in German Shepherds. From the mating of Greif and Lotta came a wolf-grey female Lene that was mated with Kastor. From this mating came Hektor von Linksrhein (1.1.1895), a famous Horand von Grafrath, a grandfather of the world-known breed of German shepherd.

A Rytmistr's friend Arthur Mayer was a big fan of shepherds and that's why he visited dog exhibitions. In 1889 he saw Hektor at the Karlsruhe exhibition. He immediately announced to Max von Stephanitzovi that he wanted to use Hektor for breeding. Max von Stephanitz bought the dog and renamed him Horand von Grafrath, on 22.4.1899 this dog was written up as the first dog to the newly founded breed book. Ironically although the predecessors of the founder of the wide spread breed were white, the standard of the modern German Shepherd does not allow white.

At the end of 19<sup>th</sup> Century a high positioned person whose name was Habsburks took a fancy to white Shepherds. They went well with white horses. By their position they raised interest in the white colour shepherd dogs with other powerful families e.g. at the German Hohenzollems.

The fact that the predecessors of German Shepherd were white was confirmed in the first litters. In the first 15 years of pedigreed breeding of the German Shepherds more than half of 30 chosen dogs were white off spring. Heritable genes were carried over. Many of Horand's grandsons carried the white gene including Bern von der Seewies, born in, 1913 and was the first white German Shepherd registered in the studbook. In the same year in USA Anne Tracy Skofield founded her kennels, with dogs imported to USA.

In 1912 the “German Shepherd Dog Club of America” was formed. Her affection for white dogs is not accidental. This lady was a niece of Bigelow, a friend of William 11. She visits with her uncle and got to know the shepherds of Hohenzollems. She decided to dedicate to the breed in overseas countries. Her first dog registered in the studbook was snow-white Stonyhurst Edmund.

Max von Stephanitz was interested mainly in the character and diligence of a dog. He didn't find the colour important. He had nothing against the idea of excluding the white dogs from the breed, which was enforced in 1933. From then there were no interest in white shepherds in Europe for many years. Fortunately, they were imported to America in time. The Rockefeller family imported several chosen German Shepherds and bred both black and white lines in their luxurious kennels.

The American breeder's society also excluded the white colour from the standard in 1968. The white type had a lot of fans in America, they decided to carry on with its breeding. One year later A Club of white German Shepherds was founded in Sacramento. Special exhibitions of white shepherds took place even in Canada, which didn't exclude the white colour from the standard but indicated it as undesirable. Disputes still carried on and clubs kept changing their name. At the end “White German Shepherd Club International” was founded in USA and in Canada (in 1973 they separated from USA) was founded “The White Shepherd Club of Canada”.

It took another 10 years before shepherds found their way to the country of their predecessors thanks to Martin Faustmann.. In 1993 the first white shepherd was registered in the Czech republic as American-Canadian white shepherd.

The International Cynology Organization - FCI seated in Brussels from 1.1.2003 acknowledged white shepherds. FC1 group 1, no. 347 (347/18.12.2002) under the official name Berger Blanc Suisse (White Swiss Shepherd Dog).

## **BRIEF HISTORICAL SUMMARY**

In USA and Canada white shepherd dogs have gradually become to be accepted as a distinct breed. The first dogs of this breed were imported into Switzerland in the early 70's The American male “Lobo”, whelped on 5th March 1966, can be considered as the progenitor of the breed in Switzerland. The descendants of that male registered with the Swiss Stud Book (LOS) and other white shepherd dogs imported from USA and Canada, gradually multiplied. There exists now a big number of white shepherd dogs, purebred, over several generations, distributed throughout Europe. For that reason, since June 1991, these dogs have been registered as a new breed with the appendix of the Swiss Stud Book (LOS).

### **● GENERAL APPEARANCE**

***A powerful, well-muscled, medium-sized, white shepherd dog with erect ears, double coat or long double coat; elongated shape; medium sized bone and elegant, harmonious outline.***

**Dog Parts of the White Swiss Shepherd**  
**Drawn by Julie Kowald (Australia)**

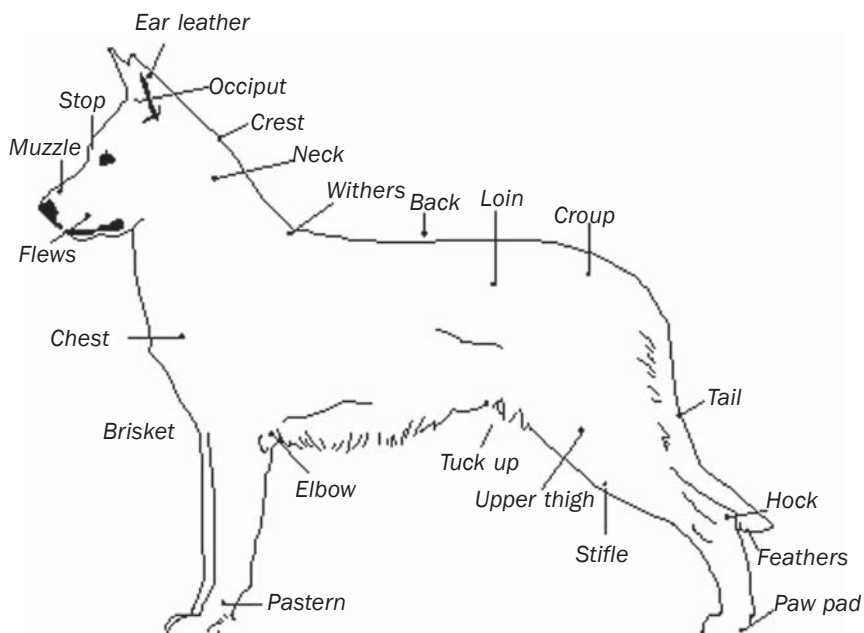


Fig. 1

Slightly longer than tall, the White Swiss Shepherd in substance and proportion is an athletic and well-balanced dog as a whole. It is well balanced between head, neck and the body with balance further emphasised by 1:1 depth of chest to withers.

There are two distinct coats ranges. The medium slightly wavy coat and the long hair. Evident in the medium haired dog is the stretched, strong, and well muscled, with “bone” dry and firm appearance. The longhaired dog appears more regal than athletic despite being of the same substance. Extensive feathering on ears, legs, tail and body obscures the same athletic characteristics.

A striking pure, brilliant white coat contrasts dramatically with the solid black nose, mouth, paw pads, toenails and eyes lids and dark brown eyes.

In each sex, masculinity or femininity is well defined.




Fig. 2

## IMPORTANT PROPORTIONS

**Moderately long rectangular shape: body length (from the point of shoulder to point of buttock) to height at withers = 12: 10.**

**The distance from the stop to the nose leather slightly beyond the distance from the stop to the occipital protuberance.**

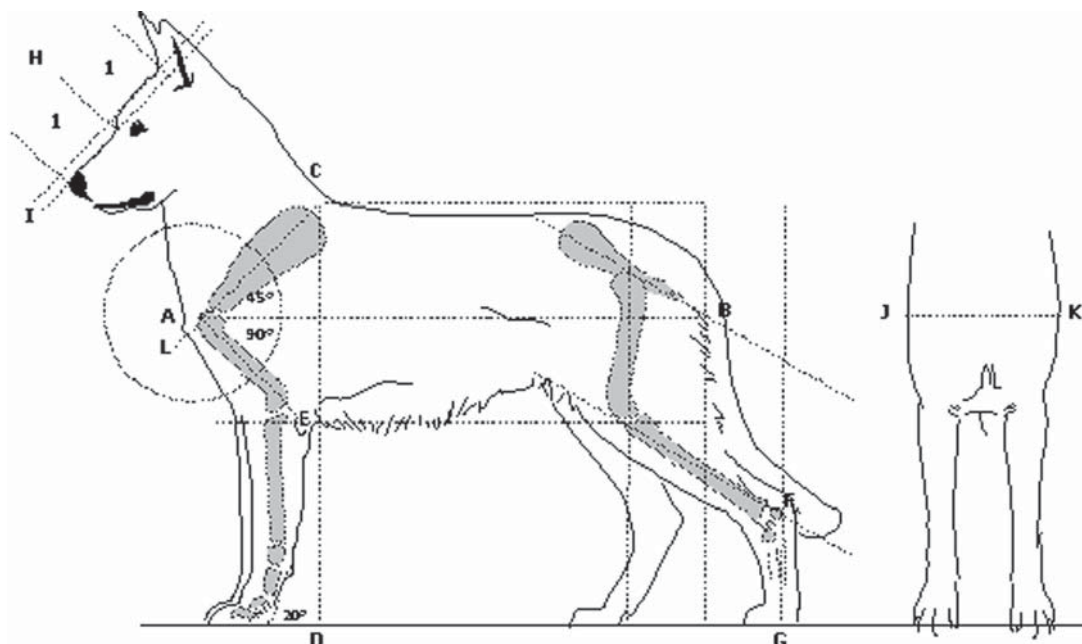
From the profile we can view the two important proportions for the White Swiss Shepherd as defined in the Standard

- Moderately long rectangular shape: body length (from the point of shoulder to point of buttock) to height at withers = 10:8. This proportion is referred to as 'body index' or the proportion 'length of body/height at withers'.
- The distance from the stop to the nose leather slightly beyond the distance from the stop to the occipital protuberance. This proportion is referred to as 'head index' or the proportion 'distance from nose to stop/stop to occiput'.

**Three additional proportions to the Standard to view are:**

- The 'depth of chest index' or the proportion 'depth of chest/height at withers'. The depth of chest is measured from the point at withers to the top of the point of the elbow (at the top of the olecranon).
- The 'rear pastern index' or the proportion 'length of rear pastern/height at withers'
- The 'forechest' or the proportion 'width of forechest/length of body'.

Fig. 3



The purpose of these additional proportions is to ensure that this breed retains the form that is required to meet the function. The White Swiss Shepherd dog's function is that of herding, and protection of the flock and owner. This requires endurance and trotting ability. The "depth of chest index" is designed to ensure the forelegs are long enough to provide the endurance, speed and trotting capability. Short legs may provide additional strength and balance as required by fighting dogs such as Mastiffs but are not essential to the function of the White Swiss Shepherd and will affect the dogs ability to perform its tasks. The White Swiss Shepherd requires adequate balance between leg length to height (both fore and aft) to provide the spring required for quickly transforming a crouch to trot or gallop, as the situation requires.

The width of the forechest is defined to ensure the body is not too wide or narrow as to affect the cornering and agility required for efficient working capability.

A well-angulated dog should have the specified forequarter and hindquarter angulation however to also be considered well balanced, both front and rear angles should also match. A dog may be considered well balanced if the fore and hind angles match yet are not exactly as specified.

Forequarter angulation consists of an ideal 90 degree angle between scapula and humerus. This is referred to as shoulder layback.

The ideal angulation for hindquarters should demonstrate parallelism to afford maximum efficiency of power in propulsion to generate forward movement. As shown in Figure 3 the extended hind leg shows angulation before the follow through in response to the retraced leg pushing off. Two sets of parallel lines are apparent:

6. the pelvic bone parallels the tibia
7. the femur parallels the metatarsus

The ideal angulation of the fore-pastern is 20%

## BREED TABLE INDEX

The following tables are a guideline to the correct proportions for the ideal White Swiss Shepherd Dog both male and female. Please note all measurements shown in centimetres

### HEAD INDEX

Measurements in centimetres	Dogs	Bitches	Size
Distance from nose to occiput'. (H)	24	21	Medium (ideal)
Distance from muzzle to skull'. (I) i.e. STOP DEPTH	2.5	2	

## BODY INDEX

Measurements in centimetres	<b>Dogs</b>		<b>Description</b>
Weight (kg)	A-B (Length)	C-D (Height)	
Small to large range at correct proportion 12:10 from 30 – 40 kg	72-74	60-62	Small (less desirable) but within Standard
	74-76	62-64	Under medium but within Standard
	<b>78-79</b>	<b>65-66</b>	<b>Ideal</b>
	79-80	66-67	These heights are outside the Standard
	80-82	67-68	These heights are outside the Standard
	<b>Bitches</b>		
Small to large range at correct proportion 12:10 from 25 - 35 kg	66-68	55-57	Small (less desirable) but within Standard
	68-70	57-59	Under medium but within Standard
	<b>71-72</b>	<b>60-61</b>	<b>Ideal</b>
	72-73	61-62	These heights are outside the Standard
	73-74	62-63	These heights are outside the Standard

## FORECHEST INDEX

Measurements in centimetres	<b>Dogs</b>	<b>Bitches</b>	<b>Size</b>
Width of forechest (J -K)	24	21	Medium (ideal)
Proportion 'width of forechest/length of body'.	30% (30:100)		

## DEPTH OF CHEST INDEX

Measurements in centimetres	<b>Dogs</b>	<b>Bitches</b>	<b>Size</b>
Chest Depth (C- E)	34	31	Medium (ideal)
Proportion 'depth of chest/height at withers'.	50% (range- 55%)* (50:50)		

\* but absolutely not less than 50%

## REAR PASTERN INDEX

Measurements in centimetres	Dogs	Bitches	Size
Length of rear pastern (F-G)	20	18	Medium (ideal)
Proportion 'Length of rear pastern/height at withers'.	30% (30:100)		

### ● BEHAVIOUR / CHARACTER

***Lively, without nervousness, attentive and watchful; towards strangers sometimes slightly aloof but never apprehensive or aggressive.***

The White Swiss Shepherd is intelligent with strong herding and guardian instincts originating from a working herding background. Easily trained they perform with charisma and enthusiasm. They are authoritative in work and play yet very responsible and diligent in their approach.

Without shyness, they are initially reserved with strangers yet warm to new friends and enjoy any attention given to them. They are exceptional companions. They can be protective, although aggressiveness or viciousness toward people or animals is intolerable.

They are attentive and animated, showing strength and stamina combined with bountiful agility.

The White Swiss Shepherd are responsible, gentle dogs and adoring of their owners. They desire close attachment with their family and will be very attentive in their presence. They exhibit a close connection and appreciation of their home environment. Due to their observant nature, these dogs will learn how to vocalise with their owners and will efficiently communicate what they need - and only when needed. In time, owners can observe and learn from their vocal range and identify their behaviour and needs.

They have a tendency to be protective to their family and therefore it is important the dogs are well socialised and taught not be fearful or overly protective. They will bark to protect their home but are quick to accept neighbours and routine visitors.

As a pack they are thoughtful and attentive however are also energetic in their play with each other. Due to their intelligence and attentive nature the WSS dog is easy to train and will quickly excel in obedience and agility classes. It is recommended that owners spend time with their White Swiss Shepherds in training as it will be of great benefit to the relationship but also results in satisfaction for the dog.

Overly shy or aggressive dogs are listed as eliminating faults



## ● HEAD

**Strong, dry and finely chiselled, in good proportion to the body. Seen from above and from the side wedge-shaped. Axes of skull and foreface parallel. Skull: Only slightly rounded; indicated central furrow. Stop: Slightly marked, but clearly perceptible. Muzzle: Powerful and moderately long in relation to the skull; nasal bridge and lower line of muzzle straight, slightly convergent to the nose. Lips: Dry, closing tightly, as black as possible.**



Fig. 4

The lips are tight, well fitting and black.

The head is wedge-shaped and in proportion to the body, with length about 35% of the dog's height at the withers, without being coarse, cloddy or overly long. It is dry in its general appearance, and moderately broad between the ears. The forehead is seen from in front and from the side to be only slightly arched, and without central furrow or with only a slight implied one.

The breadth of the skull corresponds approximately to its length. The skull, viewed from above, tapers evenly from the ears to the nose, with a sloping, not sharply defined, stop, into the wedge-shaped foreface (muzzle). The bridge of the nose is straight, a dish faced or convex curve is not desirable.

## ● NOSE

**Medium-sized; black pigmentation desired; snow nose and lighter nose accepted.**

The nose should be solid jet black. The black nose is due the dog being a black dog genetically masked by the white gene.

Nasal depigmentation is not acceptable unless the dog is less than one year old. The dog may not be of pure white White Swiss Shepherd pedigree. Breeding with non-pure (white) White Swiss Shepherds will reveal the dogs' coloured genetics. For example a red nose indicates the dogs red colouring and liver represents the liver colouring. The amount of pink coverage/depigmentation on noses tends to be more pronounced in breeding programs consisting of white coloured dogs, inclusive of German Shepherd bloodlines rather than pure (white) White Swiss Shepherd dogs.

Fig. 5



Total loss of pigment on nose, lips and /or eye rims are listed as eliminating faults.

## • EYES



Fig. 6

*Correctly shaped eyes (male)*

**Medium-sized, almond shaped, placed a little obliquely; colour brown to dark-brown; eye lids well fitting with black eye-rims desirable.**

Expressive, showing intelligence and attentiveness. Clear and framed by black almond-shaped eyelids. Of moderate size, set a little obliquely, neither prominent nor sunken, with pupils dark, well defined and perfectly positioned. Colour is brown.

One eye or both eyes blue, protruding eyes, entropion and ectropion are all listed as eliminating faults. As is total loss of pigment on the eye rims and albinism.

Fig. 7



*Correctly set ears - rear (female)*

Fig. 8



*Correctly set ears - front (female)*

## • EARS

**Erect ears, set high, carried upright, parallel and directed forward; in the shape of an oblong, at the tip slightly rounded triangle.**

Ears must be erect but not spiked. From a broad base at the skull the ears taper to a soft point. Of medium size, ears point neither inward or outward with the opening of the ear leather facing forward. The ideal carriage being one in which the center lines of the ears, viewed from the front, are parallel to each other and perpendicular to the ground. Tipped over, button, semi-dropped and hanging ears are faulty. Ears laid back during gaiting and/or relaxation are not faulted.

● **MOUTH**

**Jaws/Teeth: Powerful and complete, scissor bite. The teeth should be set square to the jaw.**

Fig. 9



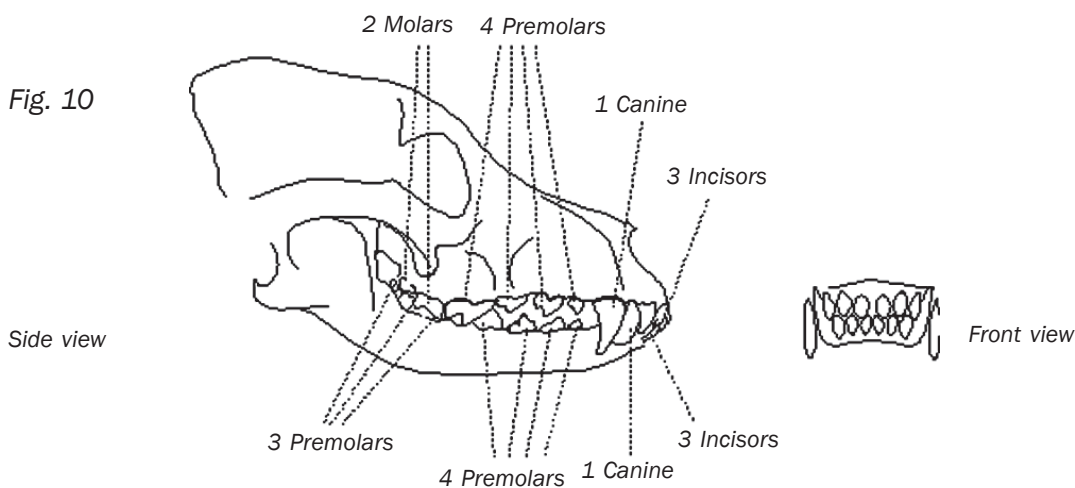
The White Swiss Shepherd has a medium length and width muzzle and a total of 42 teeth. 20 upper and 22 lower that meet in a scissor bite aligned without gaps. The upper incisors are located in front of the lower incisors when the mouth is closed. The front view of the teeth should show a smooth curve from tooth to tooth.

The side upper jaw (Maxilla) starting in the back consist of 2 molars, 4 premolars, 1 canine and 3 upper incisor teeth – resulting in 20 teeth in the upper jaw. The lower jaw (Mandible) starting in the back there consists of 3 molars, 4 premolars, 1 canine, and 3 lower incisors – resulting in the total of 22 in the lower jaw.

Missing teeth are usually in the premolar area. Other than the first premolar, any missing teeth are considered a serious fault.

Overshot or undershot bite jaw or wry mouth are serious and eliminating faults.

Fig. 10



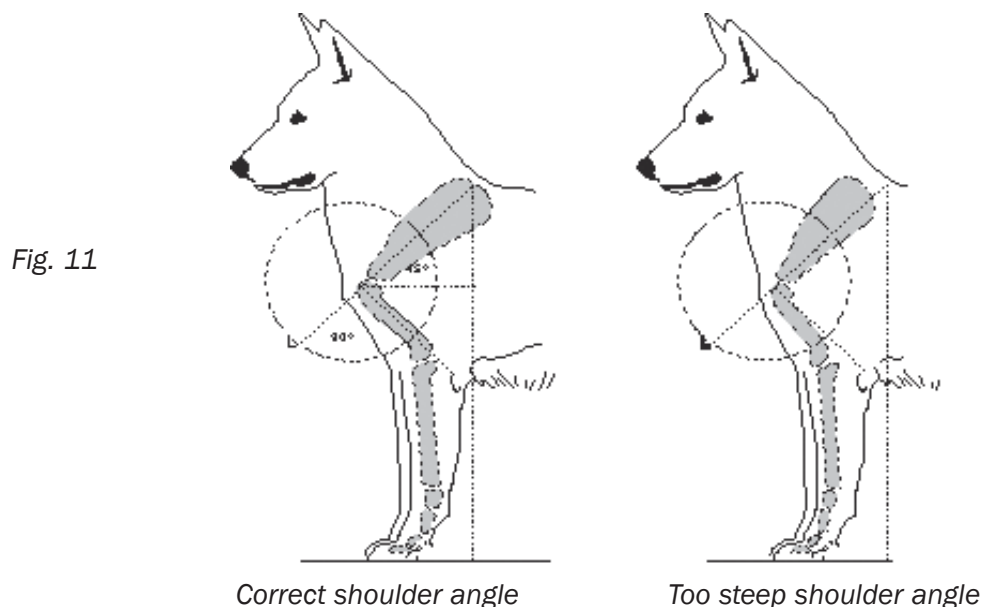
## ● FOREQUARTERS

**Strong, sinewy, medium bone. Straight, seen from the front; only moderately broad stance; seen in profile, well angulated. Shoulder: Shoulder blade long and well laid back; well angulated; whole shoulder strongly muscled. Upper arm: Adequately long, strong muscles. Elbows: Close fitting. Forearm: Long, straight, sinewy. Pastern: Firm and only slightly oblique.**

Forelegs should be parallel when viewed from front, pasterns slightly sloping when viewed from side. Because sufficient length of leg is crucial for the type of work the breed is required to do, the distance from elbow to ground should be at least the same as from elbow to withers. The range is from 50 – 55% of the height at withers. A foreleg shorter than the depth of chest is a serious fault as it affects the ability of the dog to perform its function.

The length of scapular to humerus is an important ratio. As a guide the humerus should be equal to or not shorter than the scapular. The herding dog requires a long upper arm to allow for sufficient muscle to enable the endurance, stride and leap required for its function. The structure of the dog must also be capable of adequate shock absorption. Too short forelegs will limit the dog's ability and result in potential injury.

Correct shoulder angle is important to ensuring the stability of the dog's structure. A well laid back shoulder will provide the dog better balance as the dog moves forward to be stabilised by the forequarter more effectively than the too steep shoulder.



## ● NECK

**Medium-long and well muscled, with harmonious set on at the body, without dewlap; the elegantly arched neckline runs without disruption from the moderately high carried head to the withers.**

The neck is strong, well muscled, and clean cut (without folds of loose skin). The angle of neck to torso is approximately 45 degrees.

## ● BODY

***Strong, muscular, medium-long. Withers: Pronounced. Back: Level, firm. Loins: Strongly muscled. Croup: Long and of medium breadth; from the set on gently sloping to root of tail. Chest: Not too broad; deep (about 50 % of the height at the withers); reaching to the elbows; ribcage oval; well extending to the rear. Prominent forechest. Belly and flanks: Flanks slender, firm; underline moderately tucked up.***

The withers slope into a level, straight back with a gentle slope over the croup to the set on of the tail. The back is strong without sag or roach. The straight back is consistent with that of the original ancestral shepherd dog.

The longhaired White Swiss Shepherd's mane obscures the visible line of the chest altering the perceptible proportion. Despite the mane of long, profuse hair on top and sides of the neck and chest the proportions remain the same.

The forechest index emphasises the importance of the non-square proportions for the White Swiss Shepherd and provides an additional view to the profile. The chest appears straight when viewed from the front and slightly wide. The profile shows shoulder blade, which should be well angled and not too steep.

The White Swiss Shepherd has an athletic body. The dog should not be excessively muscled or fat and not overloaded in the shoulders. Barrel chests and/or heavy bone or a too square frame will interfere with the working capabilities and endurance of the dog. The body is moderately long with ribs tapering to a fairly deep and moderately broad loin.

The body should be a moderately long rectangular shape. The body length is measured from the prosternum/forechest point of shoulder to point of buttock. The height is calculated from the highest point of the withers. The length of body is 120 percent of the height at the withers in the proportion of 12:10.

## ● HINDQUARTERS

***Seen from the rear straight and parallel; standing not too wide; seen from the side with adequate angulation. Upper thigh: Medium-long, strongly muscled. Lower thigh: Medium-long, oblique, with solid bone and well muscled. Hock joint: Powerful, well angulated. Rear Pastern: Medium-long, straight, sinewy; dewclaws should be removed, except in countries where their removal is forbidden by law.***

Hindquarters are broad and muscular, in profile the loin slopes gracefully to the tail set. The thighs are long, broad, deep and muscular. Stifles are well turned with strong hocks and rear pasterns that must be parallel to each other. Dewclaws should be removed. Hindquarters should be well angulated with an angle of approximately 90 degrees between the pelvis and upper thigh.

## ● TAIL

***Bushy sabre tail, tapering to the tip; set on rather deep; reaching at least to the hock joint; at rest, it hangs either straight down or with a slight saber-like curve in its last third part; in movement carried higher, but never above the topline.***

The tail is bushy haired for medium haired dogs while longhaired dogs have copiously feathered tails. At rest the tail either hangs straight down or with a slight curve. Although not desirable the end can curve slightly. A tail that is short and/or curly, or too long or lacking the bushy characteristics is a serious fault to the extent of the disfiguration.

## ● FEET

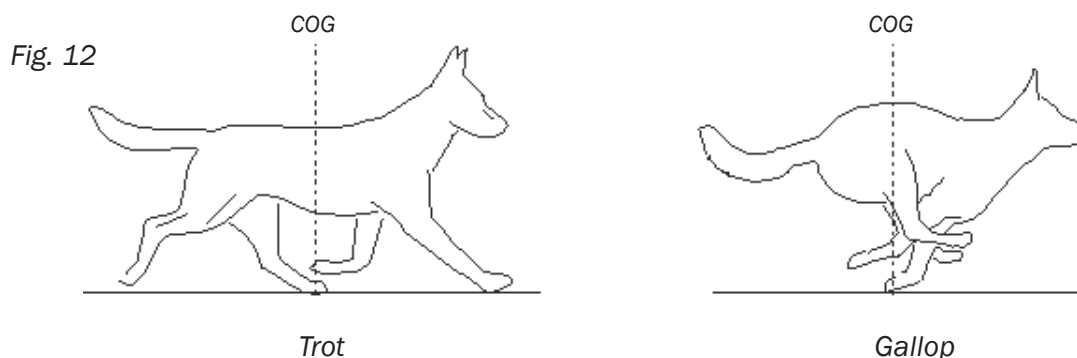
***Oval, hind feet a little longer than forefeet; toes tight and well arched; firm black pads; dark nails desired.***

The front feet are rounded (but not cat feet) compact, close knit and arched. Hind feet are compact, close knit and slightly arched.

Total loss of pigmentation of the pads is listed as an eliminating fault.

## ● GAIT

***Rhythmical sequences of steps with even drive and enduring; front legs reaching out far, with strong thrust; trot ground covering and easy.***



In the herding dog the gait is one of the most important conformation points. Its efficiency and effectiveness contributes to the ability to herd and protect. The scope of protection extends to the owner and property.

The rhythmic trot requires forward momentum to maintain the smooth transfer of weight from feet and spring as the body is suspended during the moment of propulsion.

The White Swiss Shepherd by function is a trotting dog consisting of powerful hind leg propulsion and an even and far-reaching stride. This trot is smooth and elegant due to the combination of the length of neck afforded by the shoulder angles, the length of body and straight topline.

During the trot there should be no interference to the straight line, the centre of gravity and balance. Swinging of the tail, lateral movement of the body or head indicate an unbalanced structure and will ultimately affect the dog's efficiency and endurance. Shifting of the centre of gravity may indicate a compensation for weakness in structure. Limbs must be fully extended, and extended forelegs must come to rest on paw pads at full extension. Actions that result in a break in rhythm or line should be considered a fault in conformation.

Effective propulsion is dependant on correct and balanced angulation to achieve both a strong rear drive and a far-reaching front. Balance between the front and rear is essential efficient locomotion. The stilted gait of the straight-angled dog and the lack of power in the overly angulated dog are equally severe deviations from the Standard.

The White Swiss Shepherd is an efficient trotter however length of leg to depth of chest and flexibility affords this dog to be an excellent galloper and jumper.

## ● SKIN

***Without folds and wrinkles; dark pigmentation.***

Total loss of pigmentation in the skin is listed as an eliminating fault.

## ● COAT HAIR

***Medium length, dense, close-lying double coat or long double coat; abundant undercoat covered with hard, straight protection hair; face, ears and front of legs are covered with shorter hair; at the neck and the back of the legs the coat is slightly longer. Slightly wavy, hard hair is permitted.***

The medium coat is a coat of medium length and texture, straight to slightly wavy, of moderate length with an undercoat. The quantity of undercoat varies with climate. The backs of forelegs are moderately feathered; breeches are moderately full. There is a slight mane and frill, more pronounced in dogs than bitches.

The long coat is a hard and straight coat that has an undercoat and can be distinguished by long tufts, or 'feathering' of hair on the ears, body, the backs of the legs and tail.

## ● COLOUR

***White.***

Pure, brilliant solid white coat contrasts with solid black pigmentation on nose, lips and eye-rims.

The coat of the White Swiss Shepherd is referred to as a "pure white coat" and to be distinguished from a "white coloured coat". A "white coloured coat" is predominately white but due to genetic locus may also contain hints of other colours such as yellow, fawn or brown and even black.

The solid white pattern is due to a white recessive gene, only expressed when the dog has 2 copies of the gene. Two solid white patterned dogs bred together can only produce solid white patterned pups.

The solid pure white pattern is independent on the chromosome of the gene that carries patterns such as agouti, two-tone, or solid patterns that occur in coloured dogs. A White Swiss Shepherd is a pure solid white dog and cannot display agouti, two-tone colours but can carry them. Any white coloured dog displaying colours of the agouti or two-tone pattern has been bred from a non-solid pure white parent and therefore is not a White Swiss Shepherd.

## ● **SIZE AND WEIGHT**

**Height at withers:**      **Dogs**            **60 - 66 cm.**  
                                         **Bitches**        **55 - 61 cm.**

**Weight:**                      **Dogs: ca.**    **30 - 40 kg.**  
                                         **Bitches: ca.** **25 - 35 kg.**

**Typical dogs with slight oversize should not be eliminated.**

A White Swiss Shepherd dog at the ideal size of 65-66 cm and correct proportion of 12:10 should be approximately 35kg. A bitch at the ideal height of between 60-61cm and correct proportion should be approximately 28kg. There is a tolerance of plus or minus 1 kg. Oversize dogs are acceptable provided proportions and angulations are correct.

Undersize dogs are not acceptable.

## ● **FAULTS**

**Any departure from the foregoing points should be considered a fault and the seriousness with which the fault should be regarded should be in exact proportion to its degree and its effect upon the health and welfare of the dog.**

### **MINOR FAULTS**

***Slight deer colour (light yellow or fawny shading) on ear tips, back and upper side of the tail.***

***Partial loss of pigment of flecked appearance on nose leather, lips and/or eye rims.***

### **SERIOUS FAULTS**

***Heavy appearance, too short build (square outline).***

***Masculinity or femininity not clearly defined.***

***Missing more than two PM1; the M3 are not taken into account.***

***Drop (hanging) ears, semi-pricked ears, button ears.***

***Strongly sloping back line.***

***Ringtail, kinky tail, hook tail, tail carried over back.***

***Soft, silky topcoat; woolly, curly, open coat; distinctly long hair without undercoat.***

***Distinct deer colour (distinct yellowish or tawny discolouring) on ear tips, back and upper side of the tail.***



### **ELIMINATING FAULTS**

***Overly shy or aggressive.***

***One eye or both eyes blue, protruding eyes.***

***Entropion, ectropion.***

***Over or undershot mouth, wry mouth.***

***Total loss of pigment on nose, lips and/or eye rims.***

***Total loss of pigment in the skin and on the pads.***

***Albinism.***

### **● NOTE**

***Male animals should have two apparently normal testicles fully descended into the scrotum.***

## **ACKNOWLEDGEMENTS**

History of the breed by and with the kind permission of Josef & Eva Voborilovi.

Prepared and edited for the ANKC by Julie Kowald and Peter Leitmann.

Thanks to Marcel Hvozdk, President of Slovakia White Swiss Shepherd Club and Josef & Eva Voborilovi of Ancilia Kennels, Czeck Republic.

Illustrations and photographs by Julie Kowald.